

sawfly
MILITARY EYEWEAR SYSTEM



REVISION

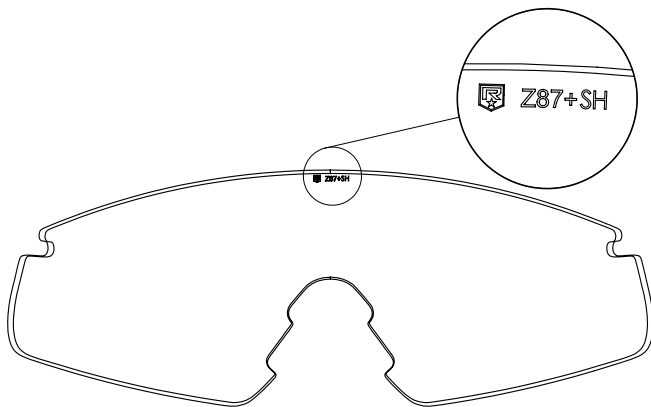
IDENTIFYING LENS SIZE

MISSION CRITICAL EYEWEAR®

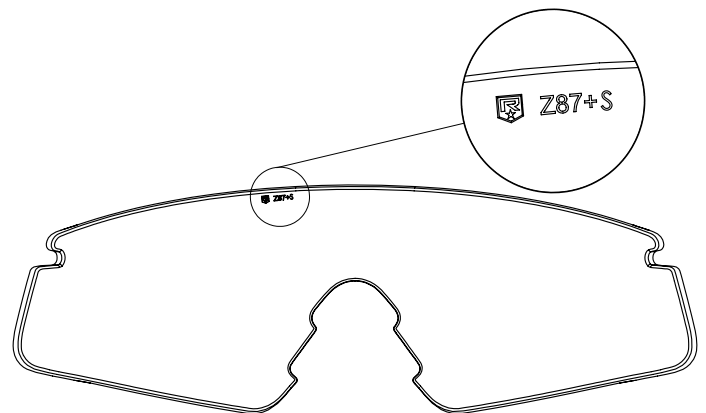
HOW DO I KNOW WHAT SIZE SAWFLY EYEWEAR I OWN?

Remove the nosepiece from your eyewear. Look at the curve on the lens where the nosepiece fits.

On the small and regular sized Sawfly lens, there are **two sets** of notches – one at the bottom and one at the center of the curve.



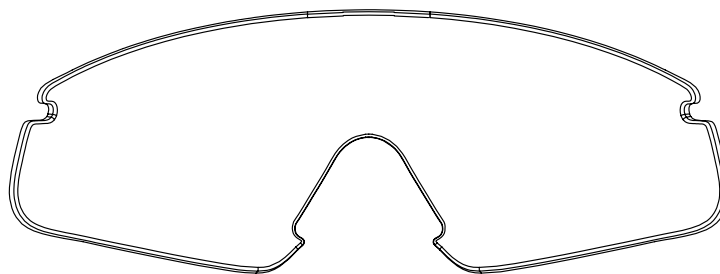
Sawfly Small Lens



Sawfly Regular Lens

The small Sawfly lens also has an "+SH" marking on the inside of the lens above the nosepiece. The regular has only "+S".

On the large Sawfly the nose piece cut is smooth with **one set** of notches at the bottom of the curve.



Sawfly Large Lens

BE REVISION READY.

© 2012 REVISION MILITARY INC., SAWFLY®, MISSION CRITICAL EYEWEAR®, BE REVISION READY.® AND REVISION® ARE TRADEMARKS OF REVISION MILITARY. REVISION MILITARY LTD., 7 CORPORATE DRIVE, ESSEX JUNCTION, VT 05452 USA.
revisionmilitary.com 5-0267-0011 AUGUST 2012